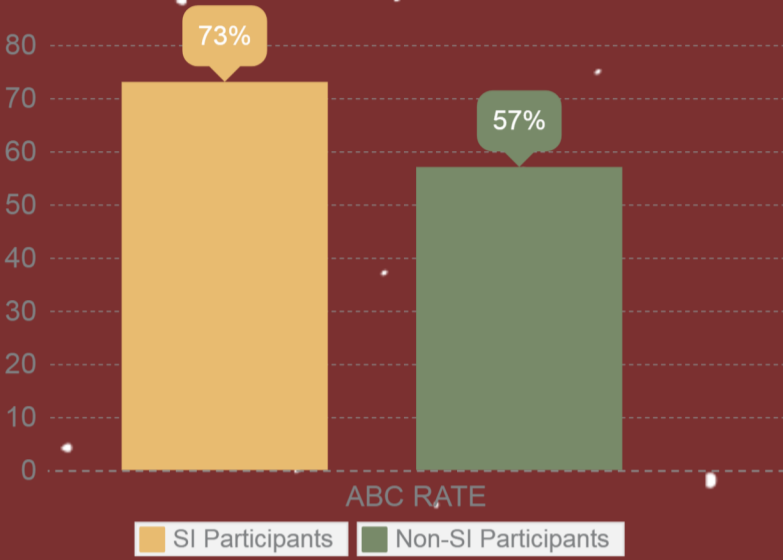


# IMPACT OF SI ON GRADES SPRING 2017

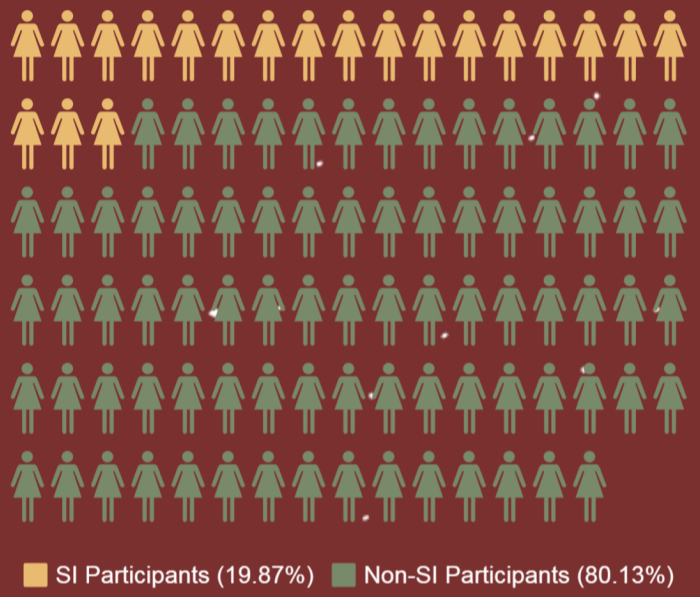
## OVERVIEW



In Spring 2017, the University of Houston-Downtown SI Program offered over 1,600 sessions with an average of 2 students attending per session.

Across all sections, 60% of students who attended SI came to sessions more than once.

## Withdrawals ▼



The data above represents the percentage of withdrawals per group divided by the total number of students in SI sections who withdrew.

- 38%** Overall attendance to SI sessions
- 3204** Number of contact hours
- 0.6** GPA difference between SI participants and non-participants

## SECTIONS STAFFED ▼

### SCIENCES

General Biology I  
General Biology II  
Human Biology  
General Physics I  
General Physics II  
General Chemistry I  
General Chemistry II  
Organic Chemistry I  
Physical Geology  
Historical Geology

### HUMANITIES


U.S. History I  
U.S. History II  
Texas History  
Federal Government

### BUSINESS

Microeconomics  
Macroeconomics

### MATHEMATICS

Beginning Algebra  
Intermediate Algebra  
College Algebra  
Trigonometry  
Finite Math  
Business Calculus  
Math for Liberal Arts  
Pre-Calculus  
Calculus I  
Calculus II



## ACCOMPLISHMENTS ▼

Received funds to assist in urban education courses through the Pathways to Teaching Careers grant.

Received funds to assist in developmental math courses through the College Readiness and Success Models grant.

Began offering SI assistance to Economics and Texas History.