



Embedded Tutoring Through Supplemental Instruction

Tanu K. Uppal, MPH
Coordinator, Supplemental Instruction
Co-Coordinator, Center for Math & Statistics Support

Rajni Dhadral, Biology
Yazmin Trujillo, Math
Supplemental Instruction Leaders
Supplemental Instruction Mentors



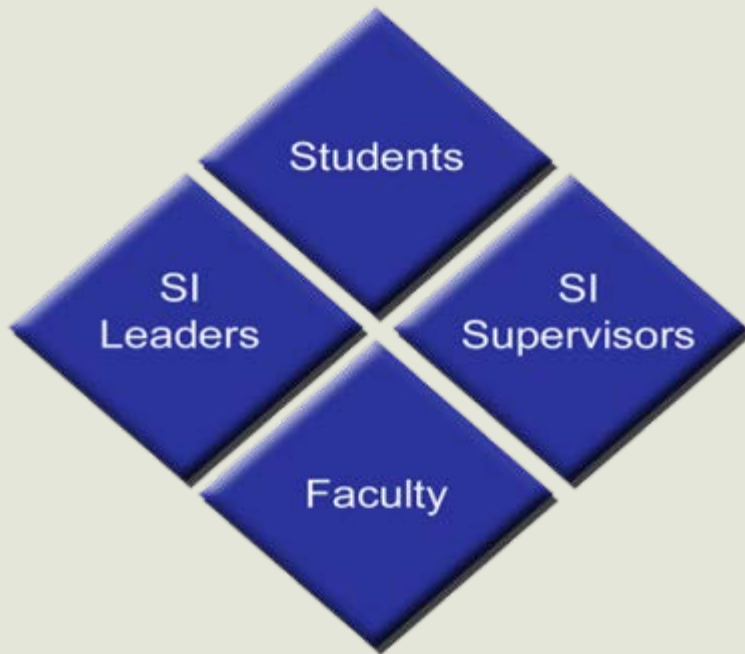
University of Houston-Downtown
Supplemental Instruction Program

University of Houston-Downtown

- Founded in 1974
- 14,231 enrolled students
- Commuter campus
- Hispanic-serving institution
- Average student age: 28
- Average class size: 26
- Five colleges



Supplemental Instruction (SI)



- History
 - Developed in 1973 by Deanna Martin
 - University of Missouri-Kansas City
- UHD
 - Learner's Community
 - Spring 2001: 20 SI Leaders, 9 courses, 27 sections
 - Spring 2017: 39 SI Leaders, 27 courses, 57 sections
- Objective
 - Target historically difficult courses
 - Improve understanding of course material
 - Improved grades
 - Increased retention
 - Improved graduation rates
 - Build study groups
 - Foster critical thinking
 - Strengthen positive study habits

How does Supplemental Instruction Work?

▪ Traditional format

- In-class: model student
- Out-of-class: collaborative study sessions
 - Twice a week
 - Free, voluntary
- 1-2 weekly planning hours
- Communication with instructor

▪ Other Responsibilities

- 2-day training
- Monthly professional development meetings
- Observations
- Mentors
- Performance evaluation



Figure 2. History 1305 Session (Charades), Fall 2016




Figure 3. Biology 1301 Session (Jeopardy), Fall 2016

Who are SI Leaders?

- UHD students
 - Taken and mastered the course (B or higher)
 - Minimum 3.0 cumulative GPA
 - Faculty recommendation (required)
 - SI Leader recommendation (desirable)
 - 3-part hiring process
 - Online application
 - Oral Written communication skills
 - Mock session
 - communication skills
 - Personality
 - Performance under stress
 - One-on-one interview
 - Professionalism
 - Trained in:
 - Customer service
 - Title IX
 - FERPA
 - Blackboard



Figure 1. SI Leader cohort, Fall 2016

Staffed Courses

- Human Biology
- ***General Biology I***
- ***General Biology II***
- ***General Physics I***
- ***General Physics II***
- ***General Chemistry I***
- ***General Chemistry II***
- ***Organic Chemistry I***
- Physical Geology and Laboratory
- Historical Geology
- Microeconomics
- Macroeconomics
- Federal Government
- U.S. History I
- U.S. History II
- Texas History
- Beginning Algebra
- Intermediate Algebra
- ***College Algebra***
- Trigonometry
- Finite Math
- Business Calculus
- Math for Liberal Arts
- Pre-Calculus
- ***Calculus I***
- Calculus II

Non-traditional redesigned course

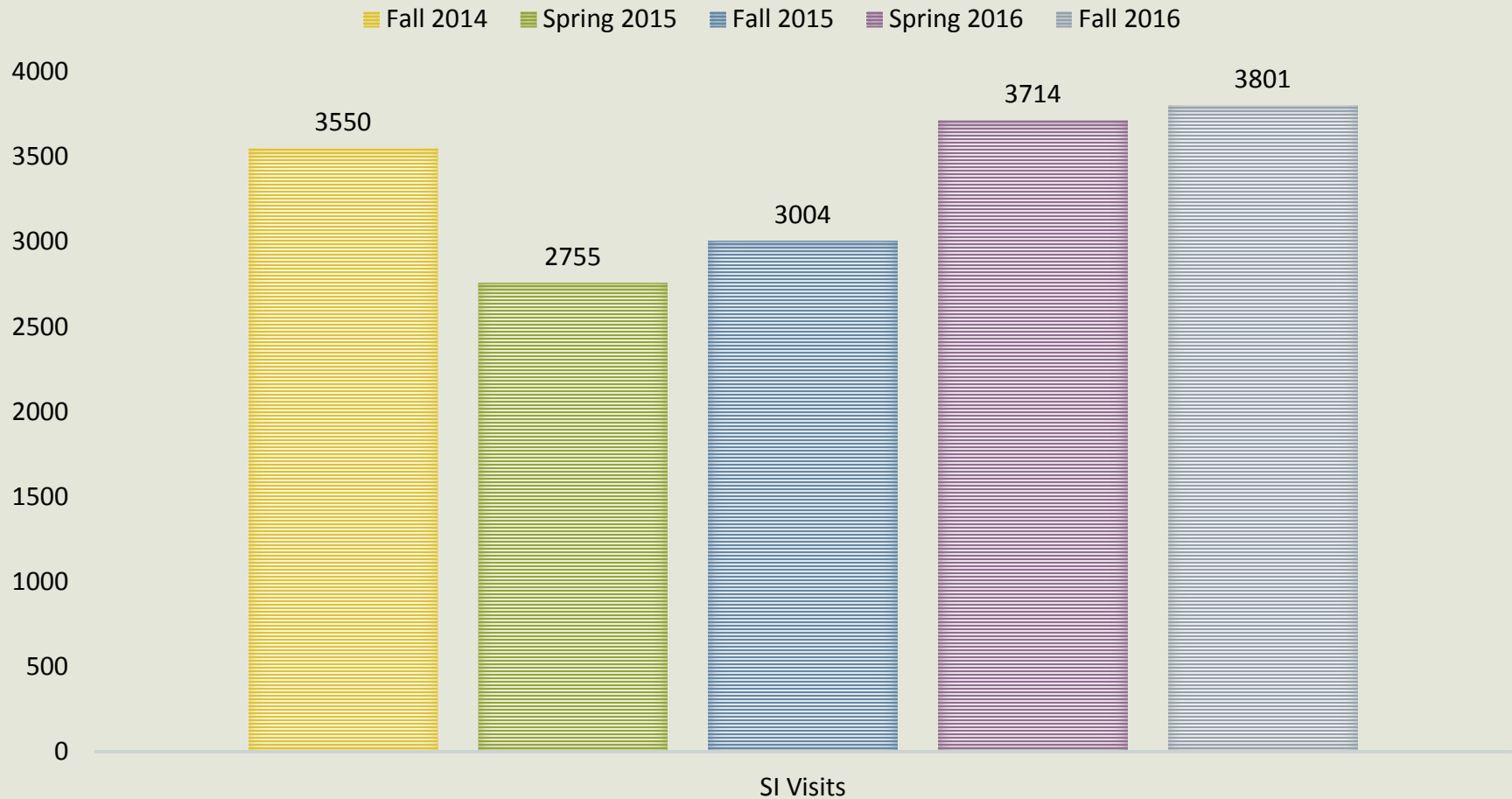
MATHEMATICS											
Monday			Tuesday			Wednesday			Thursday		
0300/1310	10:00-11:00	Moises	0300/1310	3:00-4:00	Moises	0300/1310	10:00-11:00	Moises	0300/1310	3:00-4:00	Moises
1300/1301	3:15-4:15	Zia	1300/1301	3:15-4:15	Zia	1300/1301	3:15-4:15	Zia	1300/1301	3:15-4:15	Zia
1301	3:00-4:00	Vicente	1301	9:00-10:00	Winona	1305	1:00-2:00	Alicia	1301	9:00-10:00	Winona
1305	1:00-2:00	Alicia	1302	2:30-3:30	Kaleab	1305/1306	2:30-4:30	Emmanuel	1302	2:30-5:30	Kaleab
1305/1306	2:30-4:30	Emmanuel	1305	2:30-3:30	Alicia	1404	3:00-4:00	Julio	1305	2:30-3:30	Alicia
1404	3:00-4:00	Julio	1306	1:00-3:00	Gina	1505	9:00-10:00	Vicente	1306	1:00-3:00	Gina
1505	9:00-10:00	Vicente	1310	2:30-3:30	Niikky	2401	9:00-10:00	Julio	1310	2:30-3:30	Niikky
2401	9:00-10:00	Julio	2401	1:00-2:00	Yazmin	2401	3:30-4:30	Yazmin	2401	1:00-2:00	Yazmin
2401	3:30-4:30	Yazmin				2402	2:30-3:30	Ignasio			
2402	2:30-3:30	Ignasio									

GEOLOGY				OPEN LABS			PHYSICS		
Monday				Friday			Monday		
1306	1:00-2:00	Emilia		CHEM Open Lab			1307	2:00-3:00	Nelson
Wednesday				12:00-5:00			1307	4:00-5:00	Robert
1305	1:15-3:15	Michael		MATH Open Lab			Tuesday		
1306	1:00-2:00	Emilia		1:00-6:00			1308	1:00-2:00	Kiara
Friday			BIOL Open Lab			Wednesday			
1305	10:00-11:00	Michael	1:00-2:00			1307	11:00-12:00	Nelson	
						1307	4:00-5:00	Robert	
						Thursday			
						1308	1:00-2:00	Kiara	

BIOLOGY						CHEMISTRY					
Monday			Tuesday			Monday			Tuesday		
1301	4:00-5:00	Rajni	1301	11:00-12:00	Nelson	1307	1:00-2:00	Scott	1307	1:00-2:00	Dionesia
1302	10:30-11:30	Chris	1301	12:00-1:00	Stephaïne	1307	4:00-5:00	Lily	1308	8:50-9:50	Ashley
1302	3:50-4:50	Anna	1302	9:15-10:15	Leslie	3301	2:30-3:30	Renee	1308	11:00-12:00	Bryttanni
Wednesday			Thursday			Wednesday			Thursday		
1301	4:00-5:00	Rajni	1301	11:00-12:00	Nelson	1307	9:00-10:00	Dionesia	1308	8:50-9:50	Ashley
1302	10:30-11:30	Chris	1302	9:15-10:15	Leslie	1307	1:00-2:00	Lily	1308	5:50-4:50	Trung
1302	3:50-4:50	Anna	1310	9:30-11:30	Aaron	1307	4:00-5:00	Scott	1308	3:50-4:50	Trung
						1308	11:30-12:30	Bryttanni	3301	1:00-2:00	Irvin
						3301	1:00-2:00	Irvin	3301	2:30-3:30	Renee

ECONOMICS			HISTORY & POLITICAL SCIENCE								
Monday			Monday			Tuesday cont'd			Thursday		
2301/2302	11:30-12:30	Thomas	1305	2:30-3:30	Carlos	1306	1:00-2:00	Francisco	1305	11:30-12:30	Courtney
Tuesday			1305	4:00-5:00	Courtney	1306	2:30-3:30	Juanira	1305	12:00-1:00	Cristal
2301/2302	2:30-3:30	Thomas	1306	1:00-2:00	Francisco	2305	2:00-3:00	Cristal	1305	1:00-2:00	Armita
Wednesday			1312	2:00-3:00	Francisco	Wednesday			1305	2:50-3:30	Carlos
2301/2302	11:30-12:30	Thomas	Tuesday			1305	2:30-3:30	Carlos	1305	3:30-4:30	Katy
Friday			1305	11:30-12:30	Courtney	1305	4:00-5:00	Courtney	1306	1:00-2:00	Francisco
2301/2302	5:00-6:00	Thomas	1305	12:00-1:00	Cristal	1306	12:00-1:00	Juanira	2305	2:00-3:00	Cristal
			1305	1:00-2:00	Armita	1306	1:00-2:00	Francisco	Friday		
			1305	2:30-3:30	Carlos	1312	2:00-3:00	Francisco	1305	9:00-10:00	Katy

SI Visits Per Semester



How does SI differ from traditional tutoring?

Supplemental Instruction Leader

- Focuses on content in a specific course section
- Typically works in a group setting
- Attends lectures with students
- Collaborates with course instructors regularly
- Holds sessions based upon students' availability
- Creates exam review activities based on class lectures and discussion with instructor

Traditional Tutor

- May focus on only the subject matter and not your specific section
- Usually one-on-one setting
- Does not attend lectures
- Is not expected to collaborate with instructors
- Tutoring sessions are by appointment or walk-in
- Does not create exam reviews



Embedded “Tutoring” Through SI: The Non-Traditional Classroom

How Does it Work?

Extended, Embedded Classroom Formats

Team-Based Learning

- General Biology I/General Biology II
- General Chemistry I/General Chemistry II
- Students are placed into permanent groups at the beginning of the semester
- Students are expected to have read/watched lectures prior to class
- Readiness assurance process (RAP) in two sections:
 - iRAT: Individual assessment
 - tRAT: same assessment, completed as a team
- Based on RAP performance, lecturers will tailor a mini-lecture towards troublesome concepts

Problem-Based Learning

- College Algebra-Extended, Calculus I
- General Physics I/General Physics II
- Students work through exercises individually or in loosely formed, non-permanent groups
- Activities can be in-class assignments or homework
 - Some assignments can be started in class and finished/continued in SI sessions
- Utilized in traditional and flipped classrooms

Role of SI Leader in Classroom


- Role predominantly dependent on instructor
 - Can be a bridge between the instructor and students
 - Can serve as model student in group activities
 - Can help with handouts and student questions
 - Can identify specific concepts that might need further explanation

- SI leaders in classroom:
 - Are knowledgeable of class activities, learning outcomes, and course materials
 - Aid in the understanding of course content during application activities by facilitating active discussion and participation
 - Take what they learn in class (especially difficult concepts, gaps in student foundations, etc.) to enhance SI sessions

The TBL Classroom



Calculus I: SI in the Classroom



The background of the slide is a dark grey-green color with faint, white line-art sketches of various scientific and educational items. These include a globe, a microscope, a book, a pair of glasses, a test tube, and a scale. The sketches are scattered across the background, with some appearing more prominent than others.

Methods

Data Collection

Assessment

Qualitative

- Faculty surveys
 - SI leader performance in class
 - Attendance/communication
 - Participation in class activities
- Student surveys
 - SI leader performance
 - Effectiveness of SI program
 - Session scheduling feedback
- SI leader surveys
 - Effectiveness of supervision and training
 - Positive and negative experiences
 - Advice for future SI leaders

Quantitative

- TutorTrac + Banner
- GPA comparison
- Pass Rate
- Attendance rate
- Repeat attendees

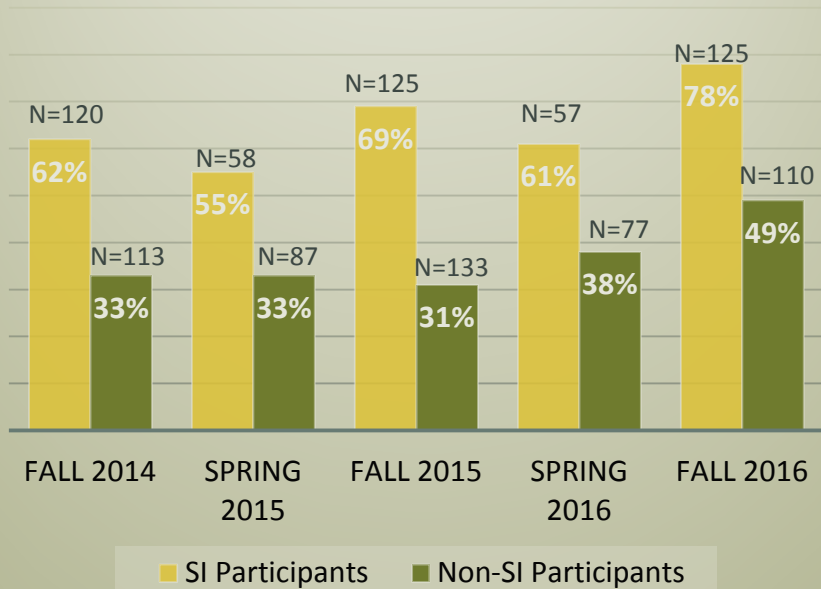


Impact on Students

Performance

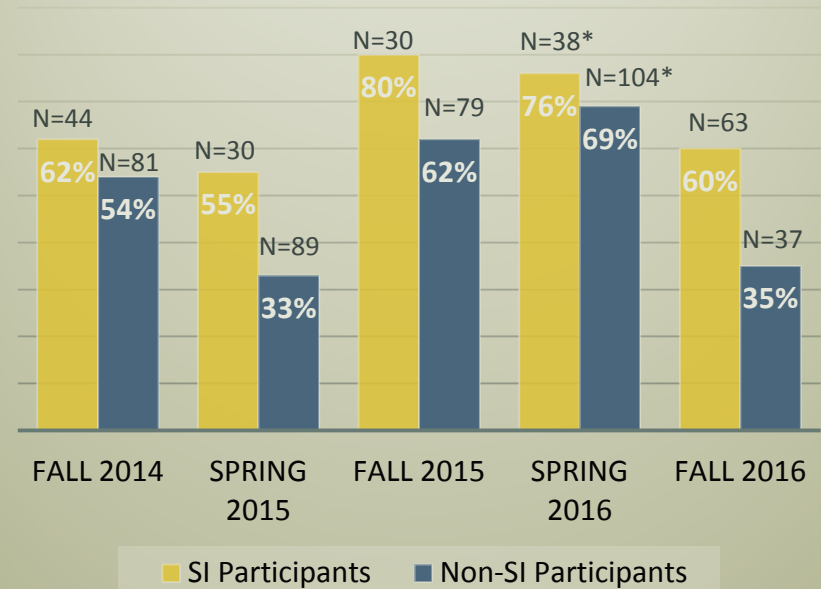
Pass Rate Comparison for General Biology I & II

General Biology I A/B/C Rate



Overall ABC Rate: 38% (Fall 2011) → 65% (Fall 2016)

General Biology II A/B/C Rate

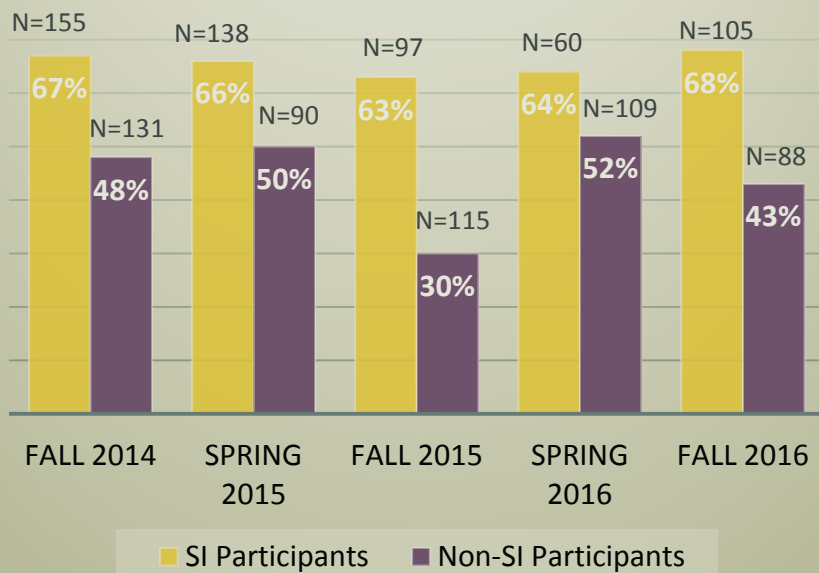


Overall ABC Rate: 43% (Spring 2012) → 71% (Spring 2016)

*Only one section out of three was staffed with an SI Leader.

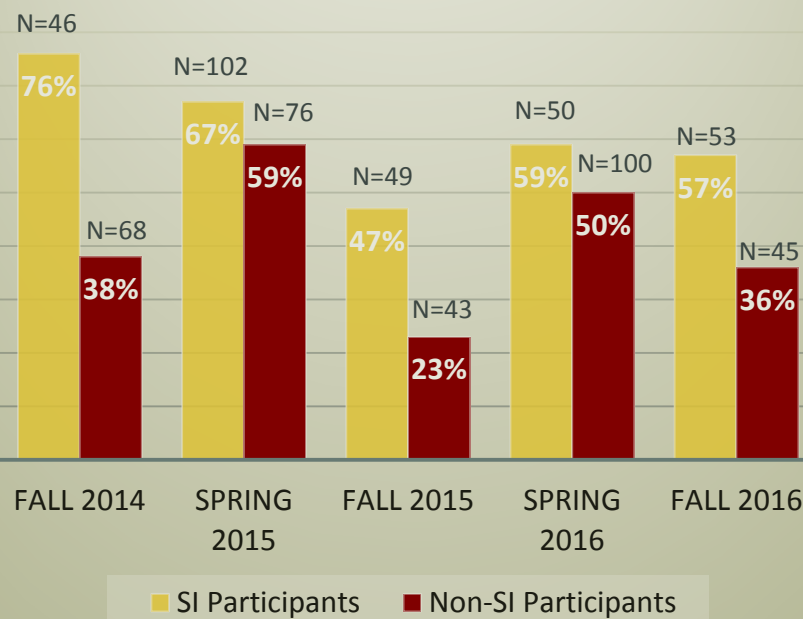
Pass Rate Comparison for General Chemistry I & II

General Chemistry I A/B/C Rate



Overall ABC Rate: 44% (Fall 2011) → 57% (Fall 2016)

General Chemistry II A/B/C Rate



Overall ABC Rate: 37% (Spring 2012) → 53% (Spring 2016)

Percentage of Withdrawals

General Biology I	SI Participants	Non-SI Participants
Fall 2014	5.0%	15.9%
Spring 2015	12.1%	23.0%
Fall 2015	0.8%	11.3%
Spring 2016	7.0%	14.3%
Fall 2016	4.0%	13.6%

General Biology II	SI Participants	Non-SI Participants
Fall 2014	4.5%	6.2%
Spring 2015	0.0%	2.2%
Fall 2015	0.0%	6.3%
Spring 2016	2.6%	4.8%
Fall 2016	4.8%	27%

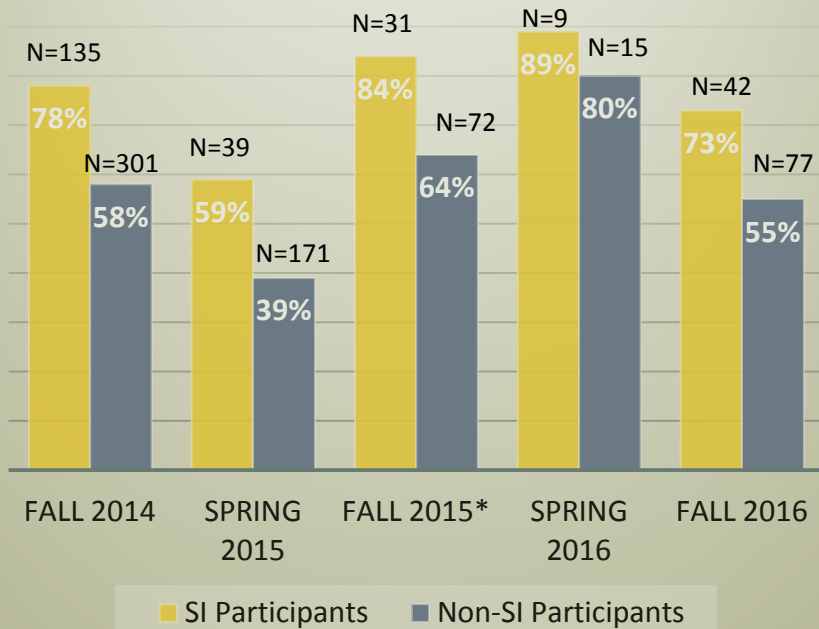
General Chemistry I	SI Participants	Non-SI Participants
Fall 2014	6.5%	7.6%
Spring 2015	7.2%	14.4%
Fall 2015	5.2%	17.4%
Spring 2016	5.0%	14.7%
Fall 2016	6.7%	14.6%

General Chemistry II	SI Participants	Non-SI Participants
Fall 2014	4.3%	22.1%
Spring 2015	6.9%	10.5%
Fall 2015	6.1%	25.6%
Spring 2016	10.0%	16.0%
Fall 2016	13.2%	28.9%

Calculated as # withdrawals / number in cohort

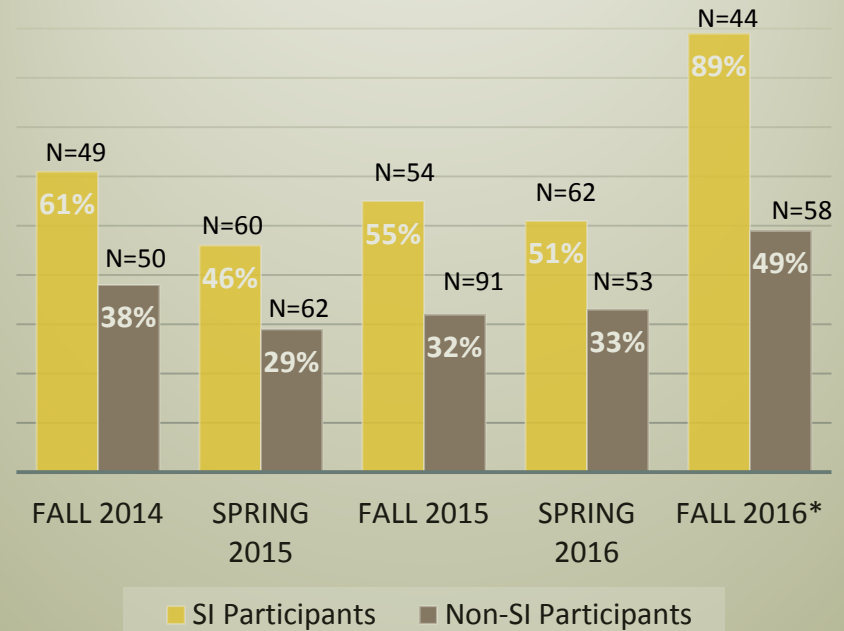
Pass Rate Comparison for MATH 1301/130E and Calculus I

College Algebra A/B/C Rate



Overall ABC Rate: 42% (Fall 2006) → 75% (Fall 2016)

Calculus I A/B/C Rate



Overall ABC Rate: 37% (Fall 2010) → 70% (Fall 2016)

*Semester embedded tutoring began

Percentage of Withdrawals

College Algebra	SI Participants	Non-SI Participants
Fall 2014	2.7%	6.6%
Spring 2015	2.6%	11.1%
Fall 2015	0%	1.4%
Spring 2016	0%	6.7%
Fall 2016	2.4%	6.5%

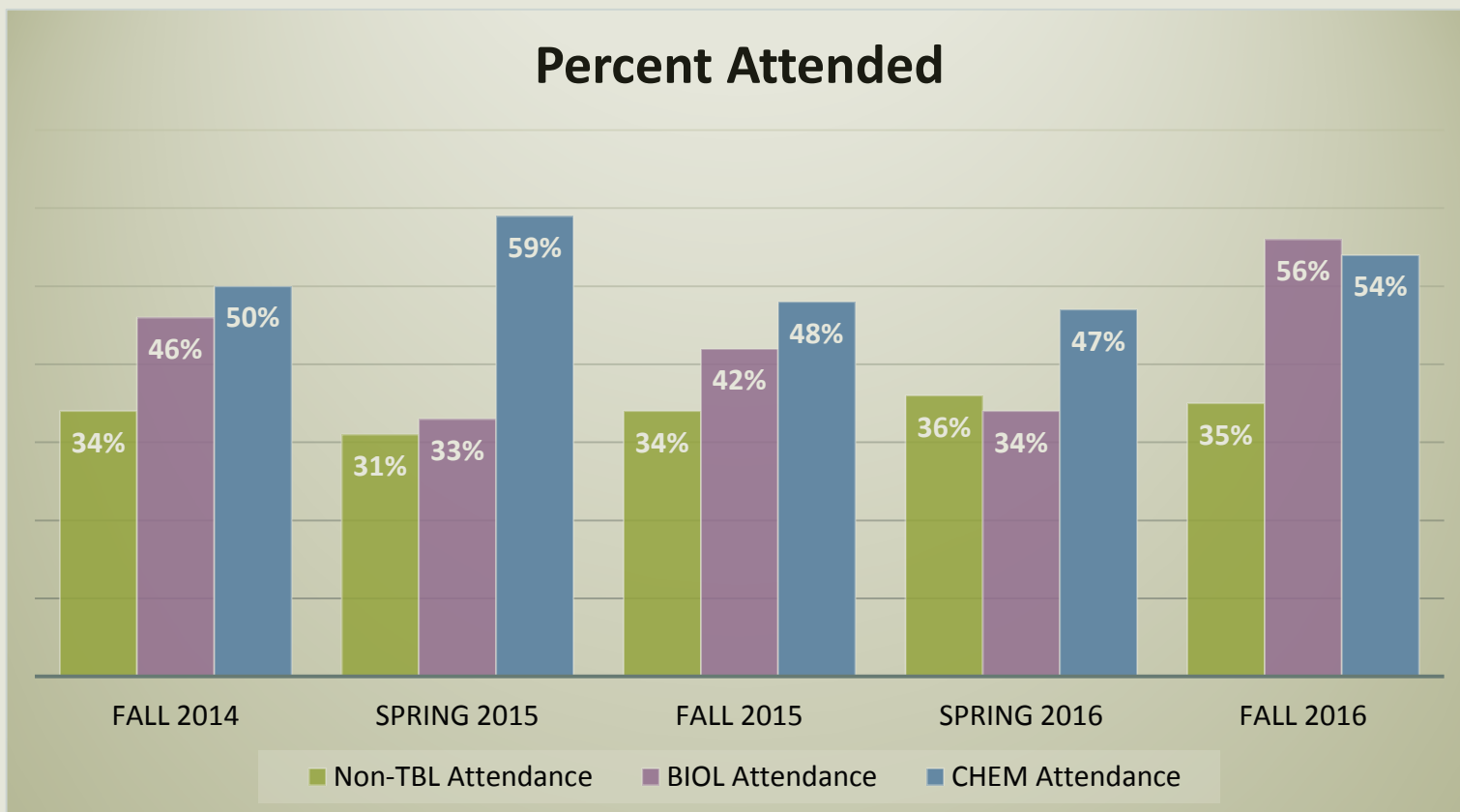
Calculus I	SI Participants	Non-SI Participants
Fall 2014	4.1%	6.0%
Spring 2015	3.3%	16.1%
Fall 2015	3.7%	17.6%
Spring 2016	1.6%	17.5%
Fall 2016	2.3%	6.9%



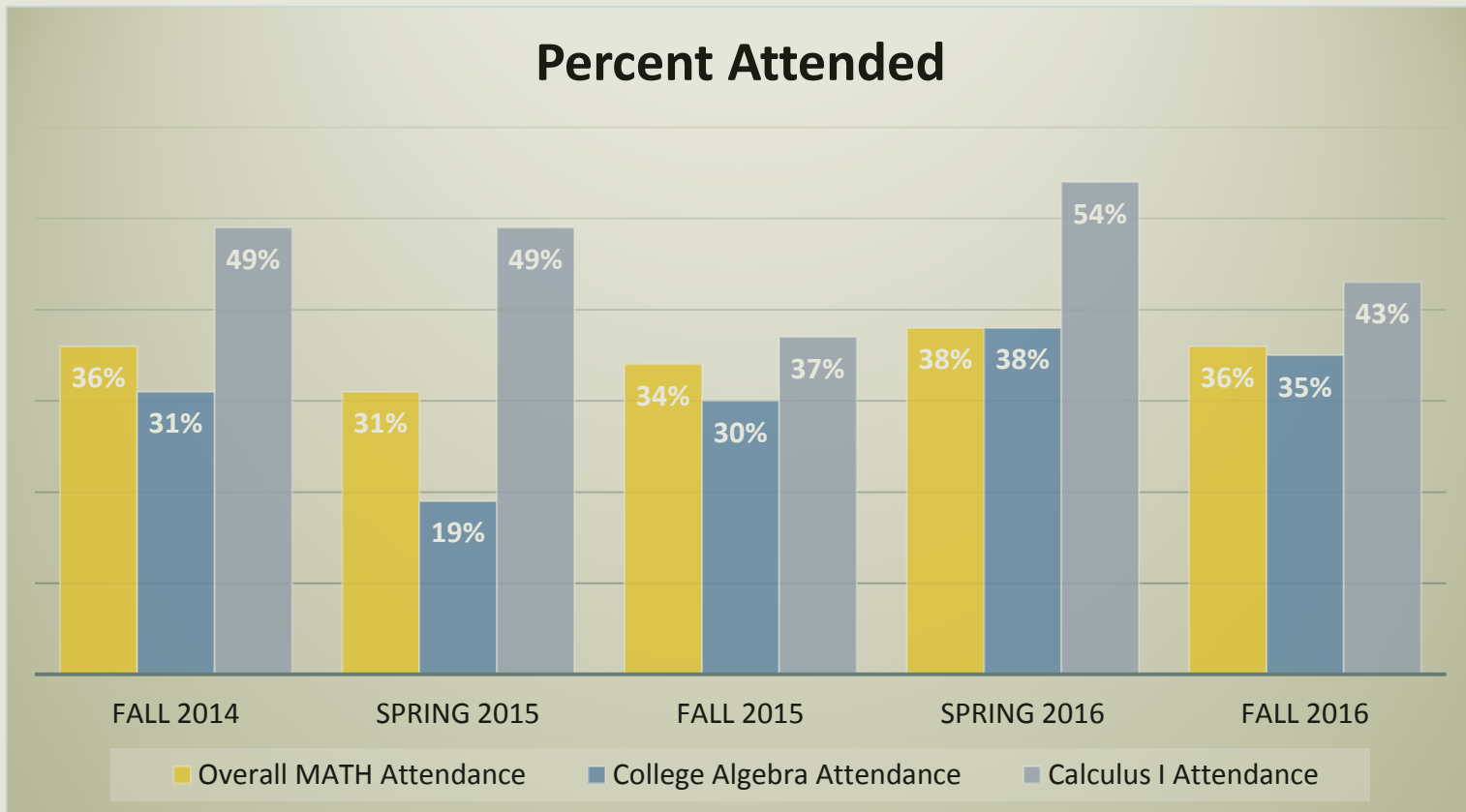
Impact on Students

Engagement

Attendance to SI Sessions



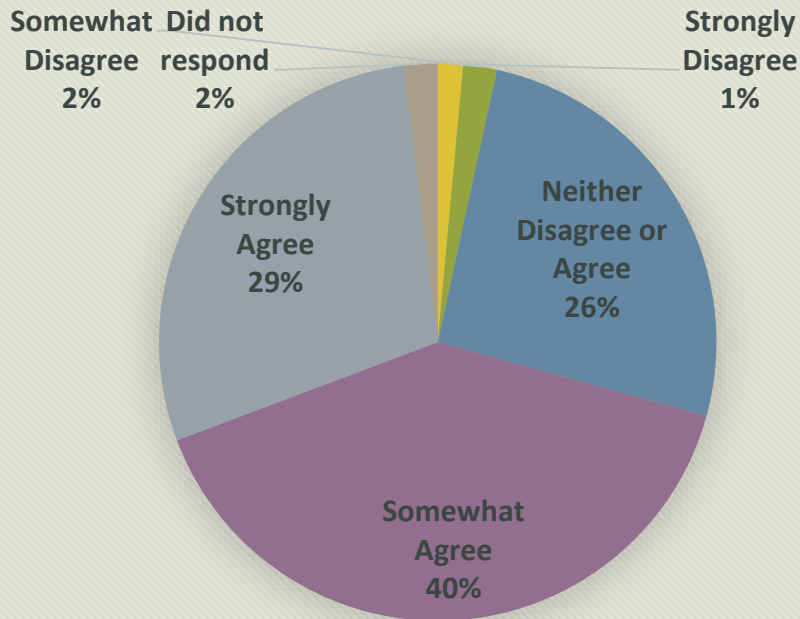
Attendance to SI Sessions



End of Semester Survey Results: General Biology I

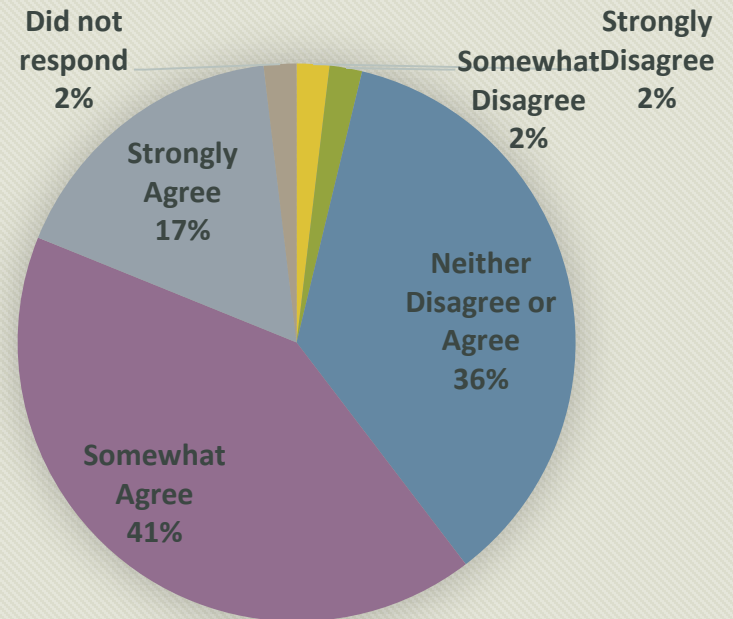
Statement: I believe the SI program will positively contribute to my overall grade for this class.

SI Participants



N=132

Non-SI Participants



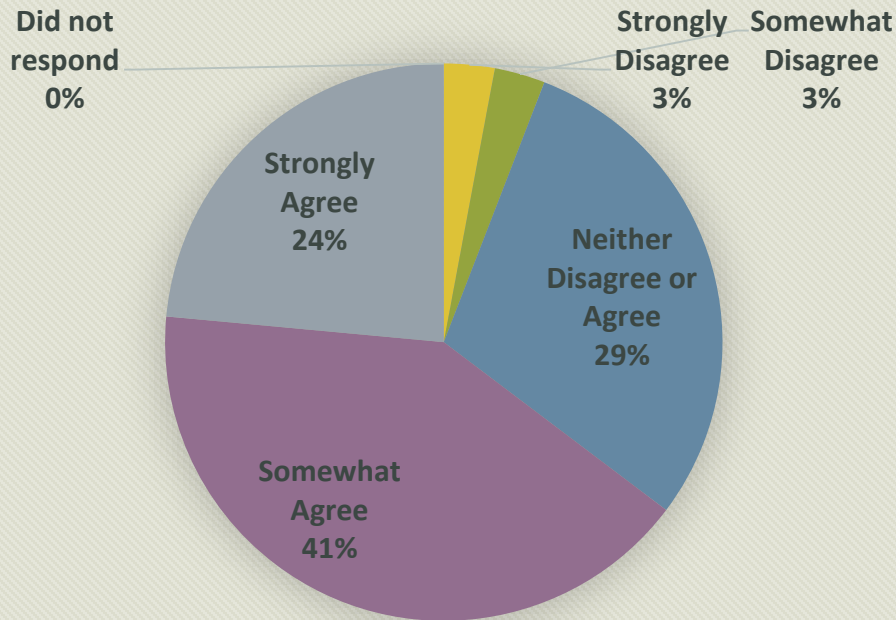
N=53

*Survey results are from Fall 2015

End of Semester Survey Results: General Biology II

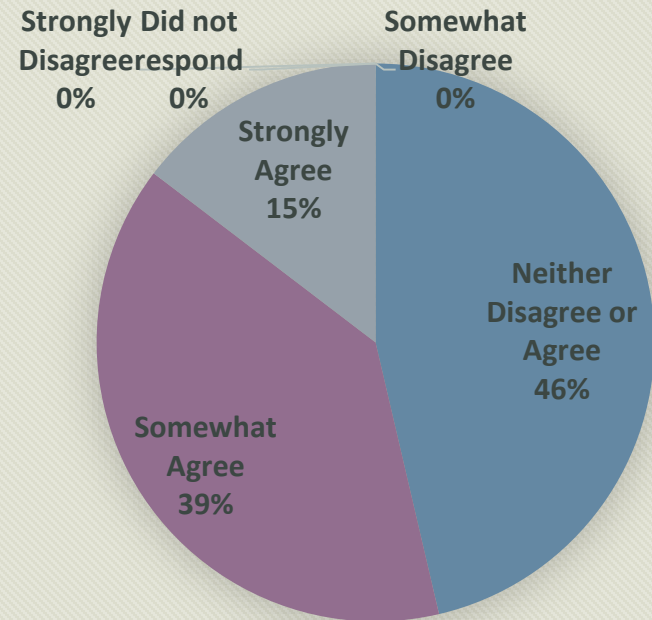
Statement: I believe the SI program will positively contribute to my overall grade for this class.

SI Participants



N=34

Non-SI Participants



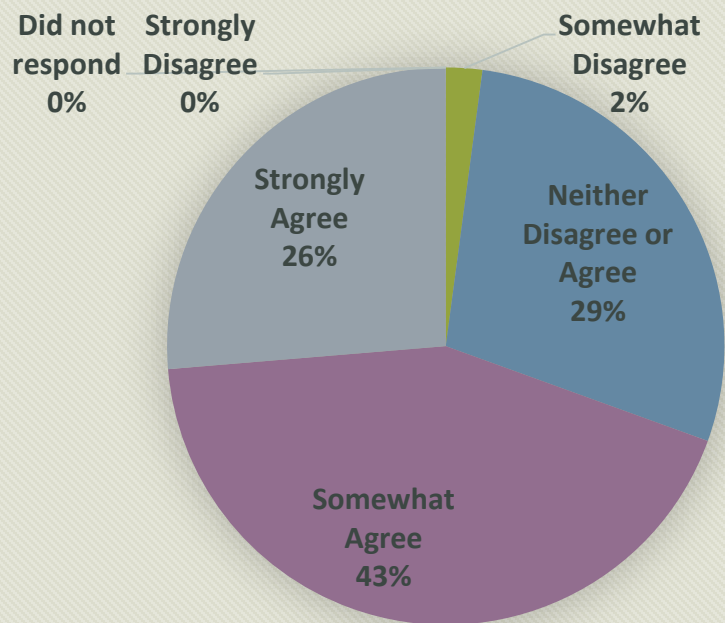
N=53

*Survey results are from Fall 2015

End of Semester Survey Results: General Chemistry I

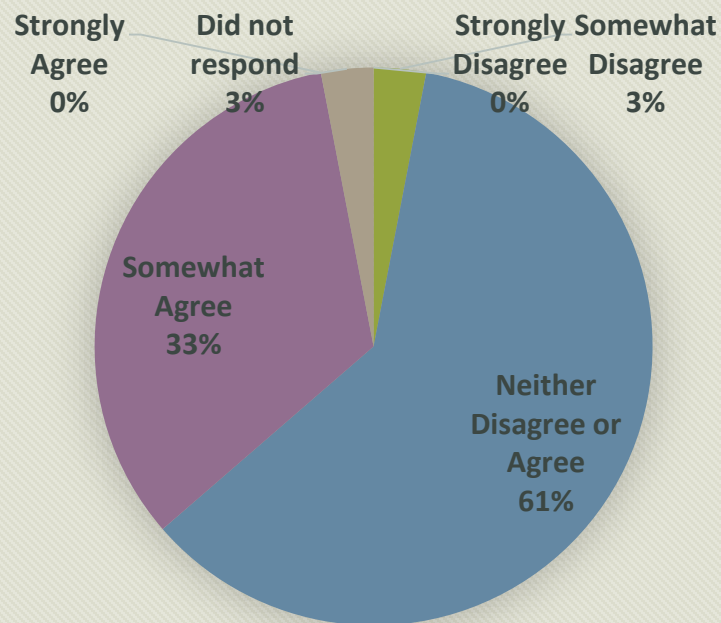
Statement: I believe the SI program will positively contribute to my overall grade for this class.

SI Participants



N=95

Non-SI Participants



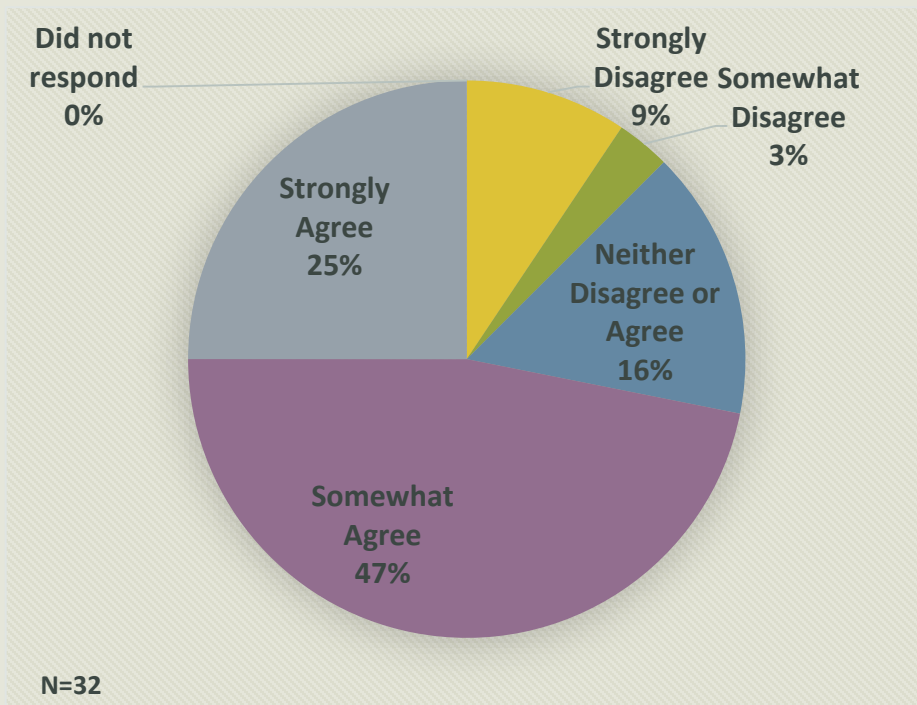
N=33

*Survey results are from Fall 2015

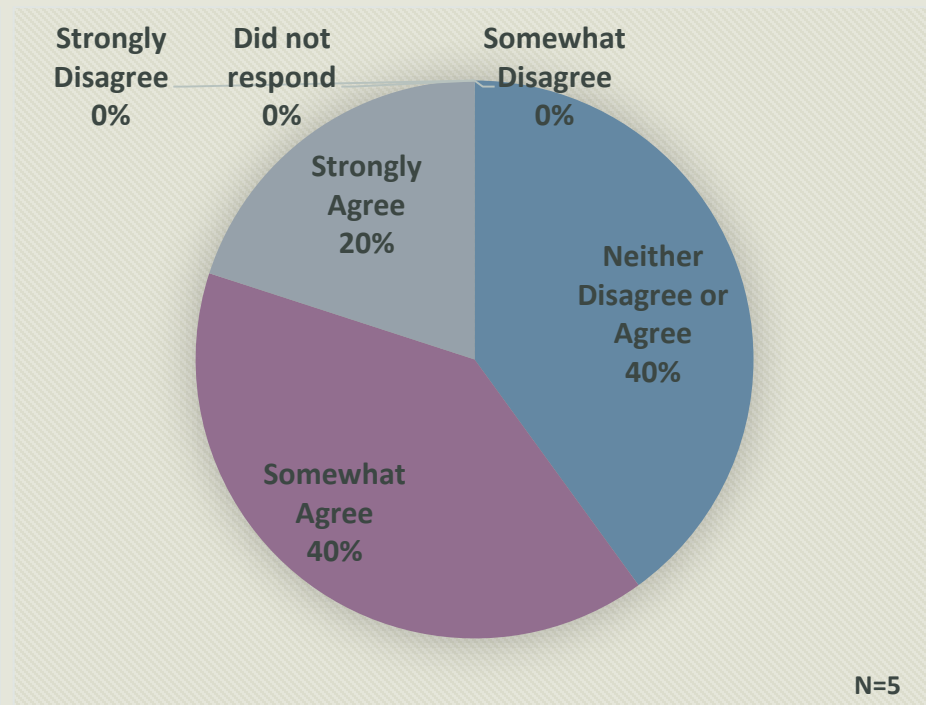
End of Semester Survey Results: General Chemistry II

Statement: I believe the SI program will positively contribute to my overall grade for this class.

SI Participants




Non-SI Participants



*Survey results are from Fall 2015

Student Retention & “Risk” Assessment

Results coming soon!



What We Learned

- Non-Traditional Classroom Model + SI
 - Extra 30 minutes = perfect for scheduling
 - Brings together Learning Assistance, Faculty Instruction, and Institutional Research
 - Fear is a powerful motivator
 - Bring the help *to* the student
 - Non-traditional classroom → more interaction between SI and student → more time for marketing, encouragement, rapport → peer-driven engagement → higher attendance to SI sessions → better performance (even for under-performers!)

- Future Goals
 - Change 5-item Likert scale to 4-item (remove neutral option)
 - Maintain faculty buy-in
 - Build more faculty “liaisons”
 - Maintain (and create more) opportunities for student research and other high-impact practices

Impact on SI Leaders



Spring 2017 SI Leaders



Thank you!

Question time!